


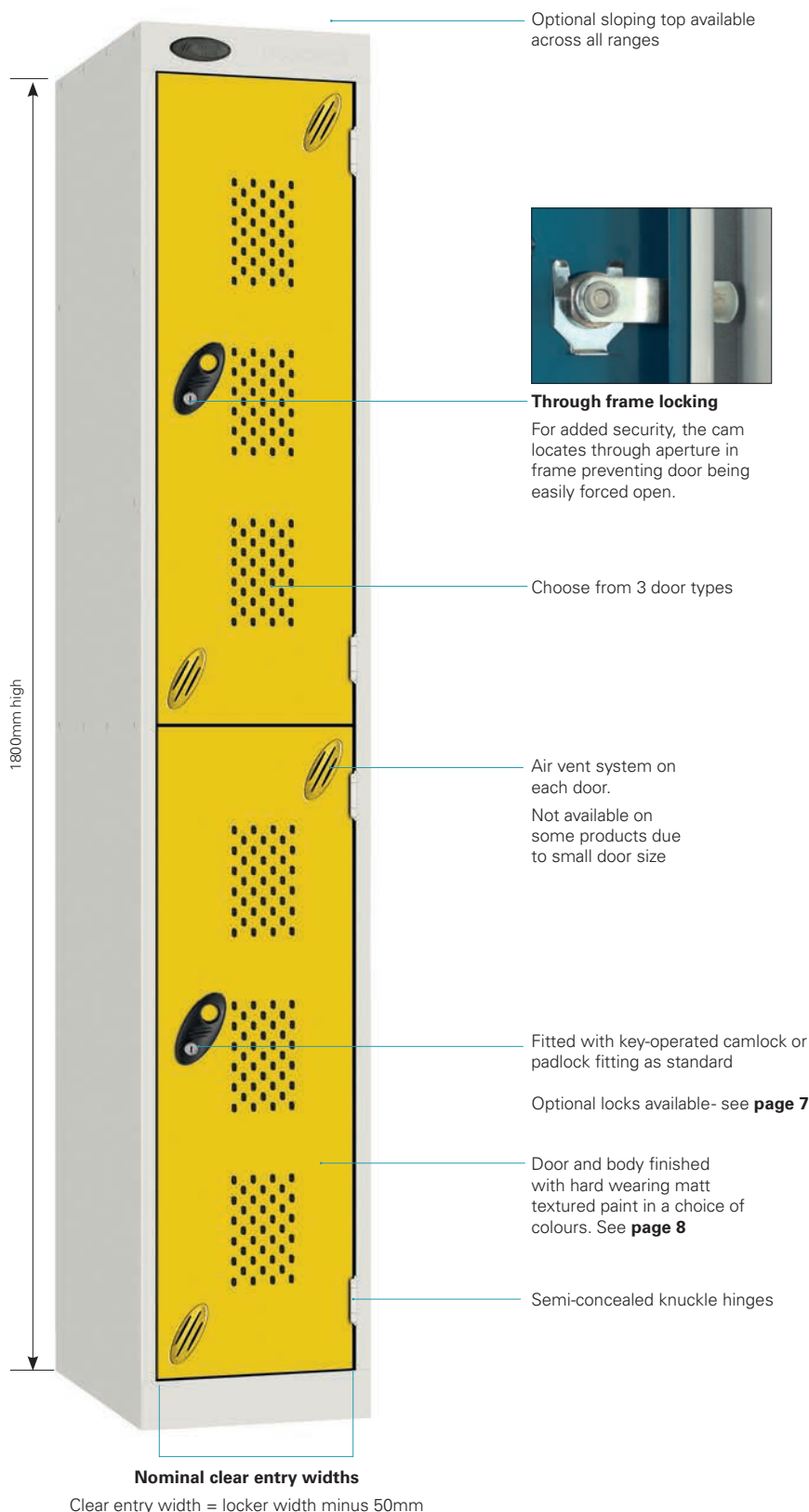
# Metric Full Height Lockers

Secure personal storage for everyone



# Probe

# Metric steel lockers



**Our steel lockers are a great way to provide durable personal storage in schools, factories and offices and dry areas in sport centres and gyms. Our metal lockers are designed to withstand regular use and resist daily wear and tear making them ideal for use in busy environments.**

An array of lock options (see page 7), colours (see page 8), door styles, compartment configurations and accessories, including support frames, sloping tops and integrated bench seating, are also available for all lockers, offering a unique, customisable installation for your premises.

Manufactured in the UK, our factory operates quality systems in accordance with the latest ISO standards and NEBOSH regulations.

Lockers have been tested and conform to the requirements of the British Standard for Clothes Lockers BS 4680: 1996 'Standard Duty'.



**MEETS BS 4680: 1996**  
excluding size specification



All painted components are protected with a powder coating which incorporates ActiveCoat anti-bacterial technology.

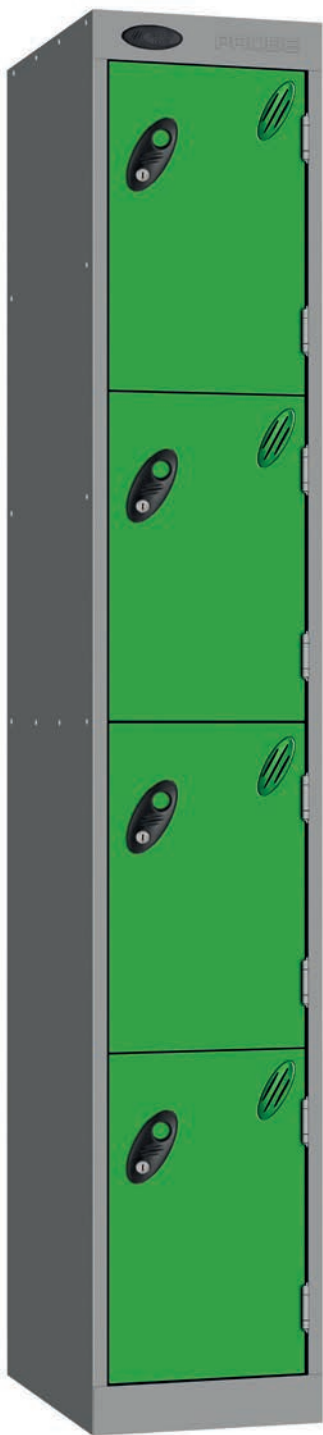
ActiveCoat has been tested by an Internationally recognised microbiological testing laboratory for antibacterial performance, against the most widely encountered and problematic organisms including the MRSA Super bug and E-coli. These micro-organisms suffered a 99.9% reduction in population.



## Important note regarding locker installations

Wherever possible lockers should be secured to ensure stability. Single lockers should ideally be fixed back to a wall. Runs of lockers should be fixed together side-to-side and either fixed back to a wall or fixed back-to-back to another run of lockers.

# Door types



**Solid door**

Solid door lockers are our most popular range. Doors feature a welded internal door strengthener for added rigidity.




**Perforated door**

The perforations in the doors allow for airflow, helping reduce build-up of unpleasant odours from work clothes




**Vision panel door**

Vision lockers allow employees to store personal belongings securely, offering a clear view of the interior of each compartment.



# Solid door locker configurations



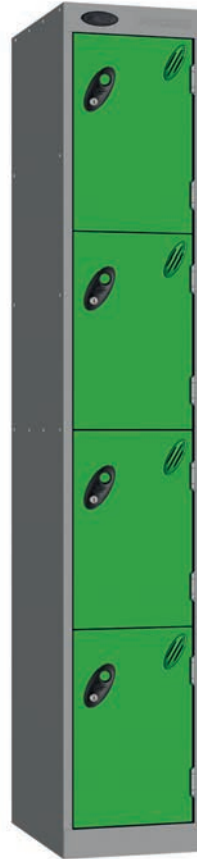
**1 compartment**  
Fixed top shelf with double coat hook.



**2 compartment**  
Double coat hook per compartment.



**3 compartment**



**4 compartment**

Height - 1800mm*	
Width mm	Depth mm
300	300
300	380
300	450
380	380
380	450
450	450

\* Height rises with sloping top - see page 9



**5 compartment**



**6 compartment**




**8 compartment**



**10 compartment**

# Perforated door locker configurations



**1 compartment**  
Fixed top shelf with double coat hook.



**2 compartment**  
Double coat hook per compartment.



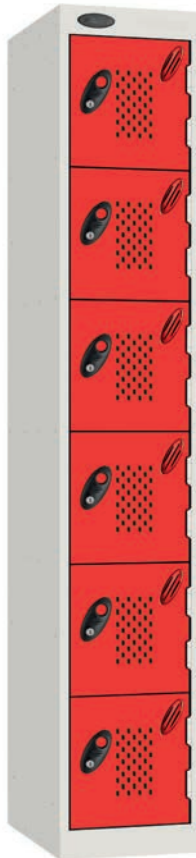
**3 compartment**



**4 compartment**



**5 compartment**

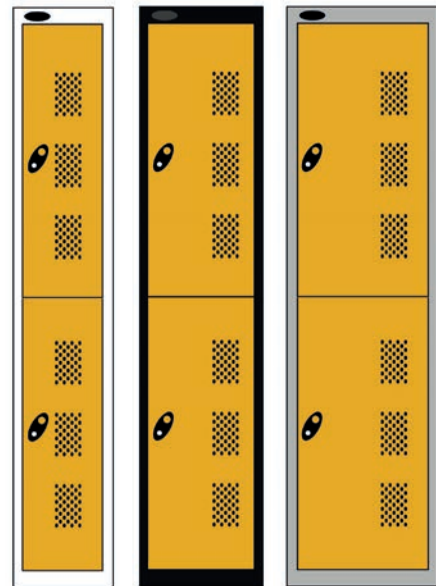


**6 compartment**

Height - 1800mm*	
Width mm	Depth mm
300	300
300	380
300	450
380	380
380	450
450	450

\* Height rises with sloping top - see page 9

## Positioning of perforations across different door widths




**300mm wide**

**380mm wide**


**450mm wide**

# Vision panel door locker configurations



**1 compartment**

Fixed top shelf with double coat hook.



**2 compartment**

Double coat hook per compartment.



**3 compartment**

Height - 1800mm*	
Width mm	Depth mm
300	300
300	380
300	450
380	380
450	450

\* Height rises with sloping top - see page 9



**4 compartment**



**6 compartment**

# Lock Options

\*Included in locker price. Request lock type at time of ordering.



## Type A – Probe cam lock\*

Even the standard lock has a micro sprung 10 disc lock featuring a massive 2000 serial combinations- all exclusive to Probe. Two keys are included with each standard lock.



## Type B – Hasp & staple\*

Attractive design allowing easy use of padlock. Transfers responsibility for locking to the user. The user requires a padlock (not supplied) with a shackle diameter of 7mm.



## Type P – Re-programmable combination lock

### User Re-programmable


An effective 4 digit code combination lock with 10,000 possible combinations, making losing keys a thing of the past.

NOT Suitable for multi user applications. Master override key sold separately.




## Type H (£1) – Dual coin/token return/retain

These locks are available with coin denominations £/€ or tokens, for either return or retain.



## Type L – Digital combination lock 40,000 combinations

Simple to program battery operated lock which can last up to 50,000 operations before needing changing. Emergency access using service key. Single user supplied as standard but multi-user option is available (specify when ordering)



## Type 73 – Nimbus RFID lock

The Nimbus RFID digital lock provides contactless locking and is compatible with RFID standards and incorporates a membrane touchpad for ease of programming. The keypad can also be used to override the lock when required.



## Type SPU - Public Type SPR - Private

### Public multi-user auto scramble combination lock

Automatically scrambles to 0000 when opened. Has 999 highly secure combinations available - no batteries needed. It has a metal matte black shell and has a master key override (supplied separately) for code finding and lock resetting.

	Type A Included in price	Type B Included in price	Type P Extra cost	Type H Extra cost	Type L Extra cost	Type N Extra cost	Type S Extra cost
<b>Plain Door</b>							
1 Door	●	●	●	●	●	●	●
2 Door	●	●	●	●	●	●	●
3 Door	●	●	●	●	●	●	●
4 Door	●	●	●	●	●	●	●
5 Door	●	●	●	●	●	●	●
6 Door	●	●	●	●	●	●	●
8 Door	●	●	●	●	●	●	●
10 Door	●	●			●*	●*	
<b>Perforated Door</b>							
1 Door	●	●	●	●	●**	●**	●
2 Door	●	●	●	●	●**	●**	●
3 Door	●	●	●	●	●**	●**	●
4 Door	●	●	●	●	●**	●**	●
5 Door	●	●	●	●	●**	●**	●
6 Door	●	●	●	●	●**	●**	●
<b>Vision Panel Door</b>							
1 Door	●	●	●		●**	●**	●
2 Door	●	●	●		●**	●**	●
3 Door	●	●	●		●**	●**	●
4 Door	●	●	●		●**	●**	●
6 Door	●	●	●		●**	●**	●

\* Type L & Type N Lock, Horizontal only

\*\* Type L & Type N Lock, Vertical only

# Colours, Accessories and Nesting

## Colour Options



ActiveCoat antimicrobial technology is incorporated into all our cupboards at the time of manufacture, offering constant protection against a wide range of bacteria.



### Body colour range

Choice of 3 body colours.

-  Silver (RAL 9006)
-  White (RAL 9016)
-  Black (RAL 9004)

### Standard door colour range

Choice of 7 door colours.

-  Blue (similar to RAL 5019)
-  Green (RAL 6018)
-  Red (similar to BS04E53)
-  Yellow (similar to RAL 1004)
-  Silver (RAL 9006)
-  White (RAL 9016)
-  Black (RAL 9004)

### Autumn door colour range

Choice of 5 door colours.

-  Orange (RAL 2003)
-  Ocean (RAL 5024)
-  Jade (RAL 6021)
-  Lemon (RAL 1016)
-  Lilac (RAL 4008)

Please note that due to printing restrictions colours represented may differ from original product. We recommend you request a colour swatch before ordering.

## Accessories



Sloping top height	
Locker depth	Additional height
300	125
380	158
450	187

Sloping tops are essential in hygiene sensitive locations (such as hospitals and the food industry). The slope prevents items and litter being left on locker tops and makes cleaning easier. Sloping Tops have a 22° upward slope from front to back which will add height to your locker. This varies according to the locker depth.






Lockers are often used in areas where floors need frequent cleaning. Locker stands provide maximum floor access raising lockers 150mm off the floor.



Two hardwood slats and metal framework form a bench seat in front of the locker, allowing full access to the locker.

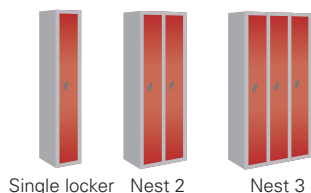
Units are 400mm high and come complete with adjustable feet.

Also available;

-  Double coat hook
-  Hanging rail
-  Captive coat hanger



## Nesting



Single locker Nest 2 Nest 3

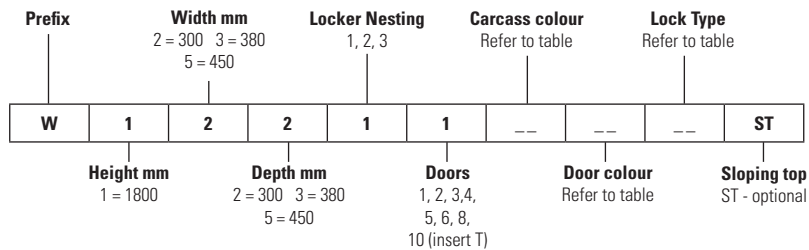
### Nesting

Lockers can be supplied as nested units with lockers of the same overall dimensions, sharing common side panels, manufactured and supplied fitted together. Locker nesting makes efficiencies in manufacture, delivery, installation and space utilisation.

1800mm high		Nesting		
Width mm	Depth mm	Nest 1	Nest 2	Nest 3
300	300	●	●	●
300	380	●	●	●
300	450	●	●	●
380	380	●	●	
450	450	●	●	

# Metric locker code structures

## Solid door lockers

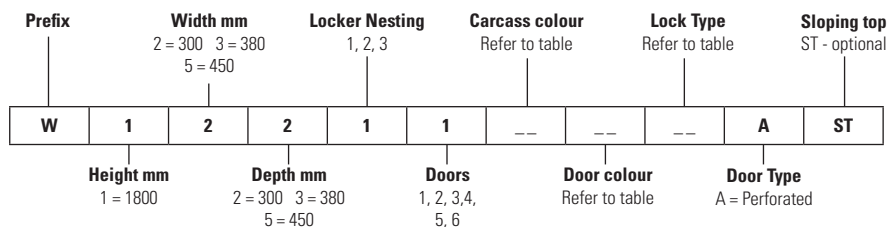


### Example locker codes

**W12211XDOB00** –1800(H),300(W),300(D), silver grey carcass, blue doors, nest 1, 1 door, cam lock

**W12211XDOB00ST** –1800(H),300(W),300(D), silver grey carcass, blue doors, cam lock, nest 1, 1 door, sloping top

## Perforated door lockers

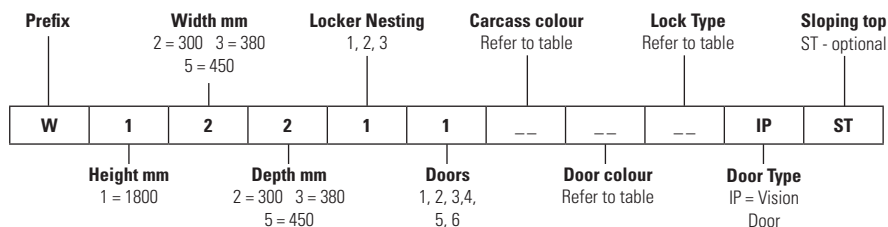


### Example locker codes

**W12211XDOB00A** –1800(H),300(W),300(D), silver grey carcass, blue doors, nest 1, 1 door, cam lock

**W12211XDOB00AST** –1800(H),300(W),300(D), silver grey carcass, blue doors, cam lock, nest 1, 1 door, sloping top

## Vision panel door lockers



### Example locker codes

**W12211XDOB00IP** –1800(H),300(W),300(D), silver grey carcass, blue doors, nest 1, 1 door, cam lock

**W12211XDOB00IPST** –1800(H),300(W),300(D), silver grey carcass, blue doors, cam lock, nest 1, 1 door, sloping top

## Lock Codes

Code	Type	Description
00	Type A	Cam lock / deadlock
11	Type B	Hasp & Staple
81	Type H	Coin return
68V	Type L	Digital combination - vertical orientation
68H	Type L	Digital combination - horizontal orientation
72	Type N	Nimbus RFID - vertical orientation
73	Type N	Nimbus RFID - horizontal orientation
6P	Type P	Reprogrammable combination
7Q	Type SPR	Multi user scramble - Private
8Q	Type SPU	Multi user scramble – Public

## Carcass colour

Code	Colour
XD	Silver / Grey
SK	Black
NG	White

## Door colour

Code	Colour
AQ	Red
LW	Yellow
NG	White
OB	Blue
SK	Black
WB	Green
XD	Silver / Grey
VT	Ocean
LJ	Jade
UH	Orange
AC	Lilac
SY	Lemon

# Probe

01244 940792 | [info@probe-lockers.ltd.uk](mailto:info@probe-lockers.ltd.uk)

| [www.probe-lockers.ltd.uk](http://www.probe-lockers.ltd.uk)